





Register for Classes, View Student Email, Pay Your Bill *and more* in MyRebel

1. MyRebel works best with **Mozilla Firefox** 

2. Go to www.hillcollege.edu and click on my rebel. 

3. Your user name is your first name.last name **Example:** Jane Doe **Username:** jane.doe

Your Password is your last name (first letter capitalized) & the last four digits of your Student ID Number.

Example: Jane Doe ID # 123456789 **Password:** Doe6789

User Name: Password: [Login Help](#)



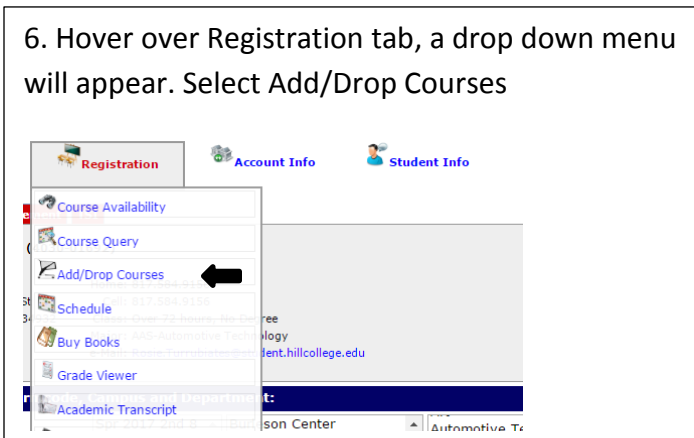
5. Scroll to the bottom of the page and click the link in **red** that says,

[Click here to continue to the MyRebel Student Portal](#)

Home | **Campus Connect** | **Financial Services** | **Student Life** | **Advising Center** | **My Pages**
You are here: [Campus Connect](#) > [Student Access](#)

****First Time Students will need to follow the prompts and either create a bank account with Herring Bank (attached to Rowdy Card or input personal banking information i.e. routing and account number.**

6. Hover over Registration tab, a drop down menu will appear. Select Add/Drop Courses



7. Select:


Semester	Location	Subject
Spr 2017 2nd 8	Burleson Center	*** ALL DEPARTMENTS ***
May 2017 Mini	Burleson Early College	Accounting
Summer I 2017	Cleburne Technical Center	Adv Java Programming
Summer II 2017	Glen Rose Center	Agriculture
	Hillsboro Campus	Art
	Internet	Automotive Technology
	Johnson County Campus	
	Whitney Fire Dept.	

Click the Display Schedule and Available Courses button

****For online courses, select Internet in the Location box.**

8. **Add** the class you prefer. Once you click **Add**, the class will be added to your schedule.

Course ID	Course Title	Days	Start Time	End Time	Location	Start Date	Stop Date	Instructor	Credits	Lmt	Enr	
CHEM-1106L.J11	INTRO CHEM I (LAB)	MTWR	10:00AM	12:30PM	INSR205	06/05/2017	07/08/2017	MASADEH, ESMAEEL	.00	24	0	<input type="button" value="Add"/>

Course Notes: [Email Instructor](#) 

9. To **Drop** a class, view your class schedule and click the **Drop** button next to the class you want to drop.

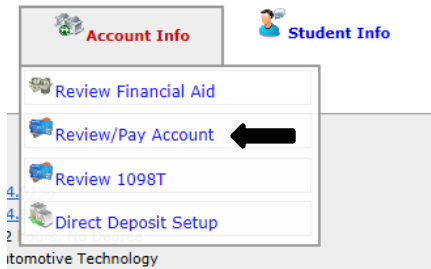
Course ID	Term Code	Course Title	Meeting Days	Start Time	End Time	Location	Instructor	Credits	
AUMT-1407 .D0B	162S	AUTO ELECTRICAL SYS	MTWRF	08:00AM	11:30AM	CTC3 311	HAMPTON,	4.00	Drop
AUMT-1410 .D0A	162S	AUTO BRAKE SYSTEMS	MTWRF	01:00PM	04:00PM	CTC3 311	HAMPTON,	4.00	Drop



View Financial Aid/Pay your Bill

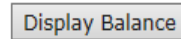
1. Follow steps 1-5, then hover over Account info.

Click Review Financial Aid to view your Financial Aid.
Click Review/Pay Account to View and Pay Account.



2. Select term and click display balance.

Please select a Term from the following list:

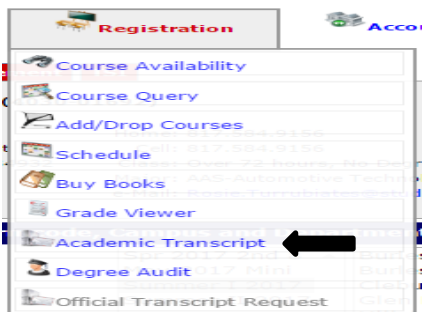


3. Under your bill, click the Pay by NBS tab to pay your bill.



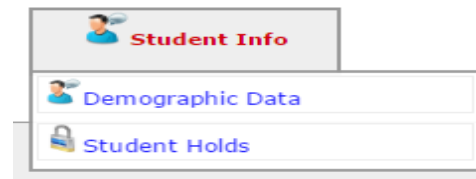
View Unofficial Transcript

Hover over Registration tab, select Academic Transcript.



View/Change Address & HOLDS

Hover over Student Info tab, select demographic data. To check student holds, select Student Holds.



Hill County Campus

112 Lamar Street
Hillsboro, TX 76645
(254) 659-7600

Johnson County Campus

2112 Mayfield Parkway
Cleburne, TX 76033
(817) 760-5600

Burleson Campus

130 E Renfro
Burleson, TX 76280
(817) 295-7392