

**Hill College
Investment Report
For the Quarter Ended May 31, 2024**

Type	Market Value 02/29/24	Book Value 02/29/24	March 2024 - May 2024 Activity			Gain / (Loss)	Book Value 05/31/24	Unrealized Gain / Loss	Market Value 05/31/24
			Interest/Dividend Payments	Additions	Deletions				
OPERATING FUND									
Citizens State Bank MMA	10,112,012.02	10,112,012.02	77,436.75	10,460,242.12	12,721,814.07	-	7,927,876.82	-	7,927,876.82
TexPool	338.47	338.47	23,985.43	2,000,000.00	-	-	2,024,323.90	-	2,024,323.90
LOGIC	5,708,706.66	5,708,706.66	78,772.11	-	-	-	5,787,478.77	-	5,787,478.77
CD-FNBCT	113,000.52	113,000.52	208.97	-	-	-	113,209.49	-	113,209.49
CD-Citizens State Itasca	1,705,468.07	1,705,468.07	17,724.75	-	-	-	1,723,192.82	-	1,723,192.82
	\$ 17,639,525.74	\$ 17,639,525.74	\$ 198,128.01	\$ 12,460,242.12	\$ 12,721,814.07	\$ -	\$ 17,576,081.80	\$ -	\$ 17,576,081.80

**Accounts carried by First Clearing
(Managed by First Dallas Securities)**

Cash and Cash Equivalents	\$ 307,549.38	\$ 307,549.38	\$ 21,142.55	\$ 336,516.87	\$ 632,686.23	\$ -	\$ 32,522.57	\$ -	\$ 32,522.57
----------------------------------	----------------------	----------------------	---------------------	----------------------	----------------------	-------------	---------------------	-------------	---------------------


Stocks:									
Abbvie Inc	70,420.00	42,936.00	-	-	-	-	42,936.00	21,560.00	64,496.00
Advance Micro Devices	-	-	-	33,610.91	-	-	33,610.91	(230.91)	33,380.00
Alphabet Inc	69,890.00	69,122.31	-	-	-	-	69,122.31	17,857.69	86,980.00
Amazon	123,732.00	103,692.39	-	35,276.14	-	-	138,968.53	19,827.47	158,796.00
American Express Company	65,826.00	51,942.00	-	-	-	-	51,942.00	20,058.00	72,000.00
Apple Inc	361,500.00	283,820.00	-	-	70,955.00	13,660.07	212,865.00	75,510.00	288,375.00
Boeing Co.	152,790.00	154,278.58	-	97,240.14	-	-	251,518.72	(29,506.22)	222,012.50
Bristol Myers Squibb	17,762.50	20,944.00	-	-	20,944.00	(4,172.53)	-	-	-
ConocoPhillips	56,270.00	33,900.00	-	-	-	-	33,900.00	24,340.00	58,240.00
Crocs Inc.	24,450.00	21,618.66	-	-	21,618.66	5,916.47	-	-	-
Cullen Frost Bankers	54,255.00	52,183.45	-	-	-	-	52,183.45	(1,393.45)	50,790.00
Dell Technologies	-	-	-	108,026.59	-	-	108,026.59	3,621.41	111,648.00
Delta Airlines	57,064.50	49,199.15	-	22,344.43	29,777.40	11,892.13	41,766.18	9,253.82	51,020.00
Exxon Mobile Corp	52,260.00	29,960.00	-	67,677.96	49.65	9.30	97,588.31	37,026.17	134,614.48
FedEx	37,345.50	32,917.45	-	-	-	-	32,917.45	5,176.55	38,094.00
General Motors	36,882.00	47,565.00	-	-	-	-	47,565.00	(7,074.00)	40,491.00
Home Depot Inc	152,244.00	132,558.71	-	-	-	-	132,558.71	1,389.29	133,948.00
Huntington Bancshares	26,080.00	25,519.26	-	-	-	-	25,519.26	2,320.74	27,840.00
International Business Machines	18,503.00	16,563.99	-	-	-	-	16,563.99	121.01	16,685.00
Meta Platforms (Facebook)	308,781.90	188,923.81	-	-	-	-	188,923.81	105,179.09	294,102.90
Microsoft Corp	206,820.00	141,760.00	-	-	-	-	141,760.00	65,805.00	207,565.00
Morgan Stanley	73,134.00	72,240.81	-	13,723.90	-	-	85,964.71	11,875.29	97,840.00
Nvidia Corp	158,224.00	70,520.38	-	-	-	-	70,520.38	148,745.62	219,266.00
Oneok	37,560.00	36,118.36	-	15,729.55	-	-	51,847.91	4,852.09	56,700.00
Oracle	-	-	-	25,963.50	-	-	25,963.50	(2,525.50)	23,438.00
Palo Alto Networks	93,165.00	94,442.29	-	15,555.37	-	-	109,997.66	(6,779.16)	103,218.50
Paycom Software	31,678.50	79,164.17	-	-	-	-	79,164.17	(46,094.42)	33,069.75
Pfizer Inc.	18,592.00	20,054.80	5,906.89	-	-	-	25,961.69	(167.69)	25,794.00
Pioneer Nat Res Co	35,278.50	33,931.26	-	-	33,931.26	-	-	-	-
Qualcomm	31,558.00	33,696.98	-	-	33,696.98	(555.16)	-	-	-
Realty Income Corp	31,266.00	32,851.92	-	15,891.57	-	-	48,743.49	(989.49)	47,754.00
RMR Grp Inc	195.76	268.64	-	-	-	-	268.64	(80.40)	188.24
Simon Property Group	59,256.00	59,464.36	-	14,967.49	-	-	74,431.85	1,223.15	75,655.00
Six Flags Entertainment	12,670.00	22,290.00	-	-	-	-	22,290.00	(9,565.00)	12,725.00
Southwest Airlines	10,281.00	11,510.96	-	-	-	-	11,510.96	(3,458.96)	8,052.00
Ulta Beauty	-	-	-	60,379.64	-	-	60,379.64	(1,116.14)	59,263.50
Union Pacific Corp	25,369.00	20,112.00	-	-	-	-	20,112.00	3,170.00	23,282.00
United Airlines	45,490.00	49,822.11	-	-	-	-	49,822.11	3,167.89	52,990.00
United Parcel Service	22,239.00	28,014.00	-	-	-	-	28,014.00	(7,174.50)	20,839.50
Whirlpool	42,956.00	44,470.21	-	-	-	-	44,470.21	(7,258.21)	37,212.00
	2,621,789.16	2,208,378.01	-	532,294.08	210,972.95	26,750.28	2,529,699.14	458,666.23	2,988,365.37

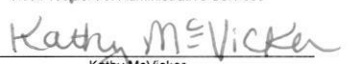
Fixed Income:									
Bank of America - CD	100,391.00	100,667.90	-	-	-	-	100,667.90	(727.90)	99,940.00
JP Morgan Chase Bank - CD	100,033.00	100,000.00	-	-	-	-	100,000.00	(65.00)	99,935.00
UBS Bank	99,522.00	100,000.00	-	-	-	-	100,000.00	(1,086.00)	98,914.00
Wells Fargo Bank - CD	99,828.00	100,000.00	-	-	-	-	100,000.00	(329.00)	99,671.00
Wells Fargo Bank - CD	99,736.00	100,000.00	-	-	-	-	100,000.00	(621.00)	99,379.00
	499,510.00	500,667.90	-	-	-	-	500,667.90	(2,828.90)	497,839.00
US Treasury Bonds	594,449.00	591,591.61	100,392.15	98,793.64	-	-	593,190.12	5,303.88	598,494.00
Total Fixed Income	1,093,959.00	1,092,259.51	-	100,392.15	98,793.64	-	1,093,858.02	2,474.98	1,096,333.00

Mutual Funds:									
Vanguard Money Market	300,000.00	300,000.00	-	-	-	-	300,000.00	-	300,000.00
	\$ 4,323,297.54	\$ 3,908,186.90	\$ 21,142.55	\$ 969,203.10	\$ 942,452.82	\$ 26,750.28	\$ 3,956,079.73	\$ 461,141.21	\$ 4,417,220.94

AUXILIARY FUND									
CD-Peoples Bank	248,976.00	248,976.00	-	-	-	-	248,976.00	-	248,976.00
CD-FNB Sunflower Bank	250,000.00	250,000.00	89.18	-	89.18	-	250,000.00	-	250,000.00
	\$ 498,976.00	\$ 498,976.00	\$ 89.18	\$ -	\$ 89.18	\$ -	\$ 498,976.00	\$ -	\$ 498,976.00

CERTIFICATIONS:
(1) The Investment Report presented as of May 31, 2024 was prepared in accordance with Chapter 2256 of the Texas Public Funds Investment Act and is in compliance with Hill College's Investment Policy as adopted by the Board of Regents of Hill College, as amended, on August 15, 2023.
(2) All funds have been invested in accordance with the investment strategies specified for each separate fund.


Billy Don Curbo
Vice President of Administrative Services

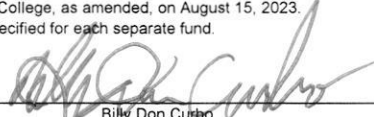

Kathy McVicker
Comptroller

**Hill College Endowment Fund
Investment Report
For the Quarter Ended May 31, 2024**


Type	Market Value 02/29/24	Book Value 02/29/24	March 2024 - May 2024 Activity			Gain / (Loss)	Book Value 05/31/24	Unrealized Gain / Loss	Market Value 05/31/24
			Interest/Dividend Payments	Additions	Deletions				
Accounts carried by Charles Schwab (Managed by Sweetwater Financial Advisors, LLC)									
Cash and Cash Alternatives:	915,931.58	915,931.58	21,800.54	611,384.71	1,085,409.99	-	463,706.84	-	463,706.84
Exchange Traded Funds (ETFs):									
Energy Select Sector	17,228.00	15,459.46		146.79			15,606.25	3,181.38	18,787.63
First Trust SMD Cap Rising Div	63,340.80	63,248.06		198.14			63,446.20	2,739.79	66,185.99
Invesco DB Multi-Sector Comm Agri	-	-		150,994.66			150,994.66	16,188.62	167,183.28
Select Sector SPDR Trust SBI Healthcare	18,102.50	16,858.09		65.37			16,923.46	1,103.46	18,026.92
SPDR Gold Shares ETF	66,258.50	63,830.25					63,830.25	11,524.75	75,355.00
	164,929.80	159,395.86	-	151,404.96	-	-	310,800.82	34,738.00	345,538.82
Fixed Income:									
United States Treasury Bonds	622,003.15	611,384.71		886,776.83	611,384.71		886,776.83	6,669.28	893,446.11
	622,003.15	611,384.71	-	886,776.83	611,384.71		886,776.83	6,669.28	893,446.11
Mutual Funds:									
American Funds Bond Fund of Amer	123,942.45	155,000.00	-				155,000.00	(32,493.61)	122,506.39
Pimco Investments Total Return	170,202.49	137,000.00	-				137,000.00	32,717.12	169,717.12
Pimco FDS MF	108,188.09	190,211.44	-				190,211.44	(82,659.76)	107,551.68
	402,333.03	482,211.44	-	-	-	-	482,211.44	(82,436.25)	399,775.19
Stocks:									
Chevron	-	-		30,954.00			30,954.00	1,506.00	32,460.00
Exxon Mobil Corporation	31,356.00	28,215.80		285.00			28,500.80	6,983.92	35,484.72
Johnson & Johnson	16,138.00	15,659.40		14,863.99			30,523.39	(1,080.58)	29,442.81
Kinder Morgan Inc.	68,060.66	63,107.99		1,125.21			64,233.20	13,167.30	77,400.50
	115,554.66	106,983.19	-	47,228.20	-	-	154,211.39	20,576.64	174,788.03
\$ 2,220,752.22 \$ 2,275,906.78 \$ 21,800.54 \$ 1,696,794.70 \$ 1,696,794.70 \$ - \$ 2,297,707.32 \$ (20,452.33) \$ 2,277,254.99									

CERTIFICATIONS:

- (1) The Investment Report presented as of May 31, 2024 was prepared in accordance with Chapter 2256 of the Texas Public Funds Investment Act and is in compliance with Hill College's Investment Policy as adopted by the Board of Regents of Hill College, as amended, on August 15, 2023.
- (2) All funds have been invested in accordance with the investment strategies specified for each separate fund.



 Billy Don Curbo
 Vice President of Administrative Services



 Kathy McVicker
 Comptroller